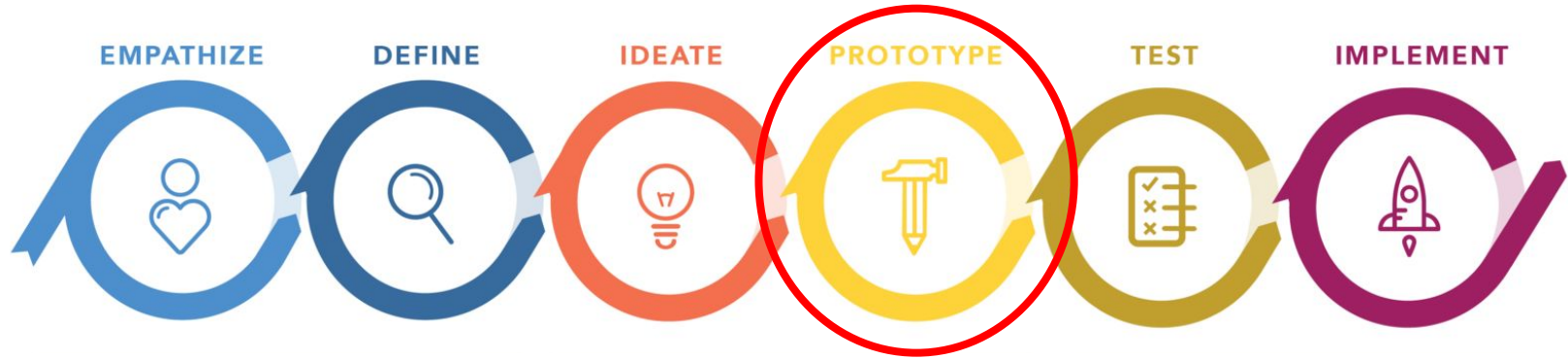


83RD AVENUE DESIGN PROJECT

BY: BRANDY B. , KAMYA L. , RODZHANEY S.

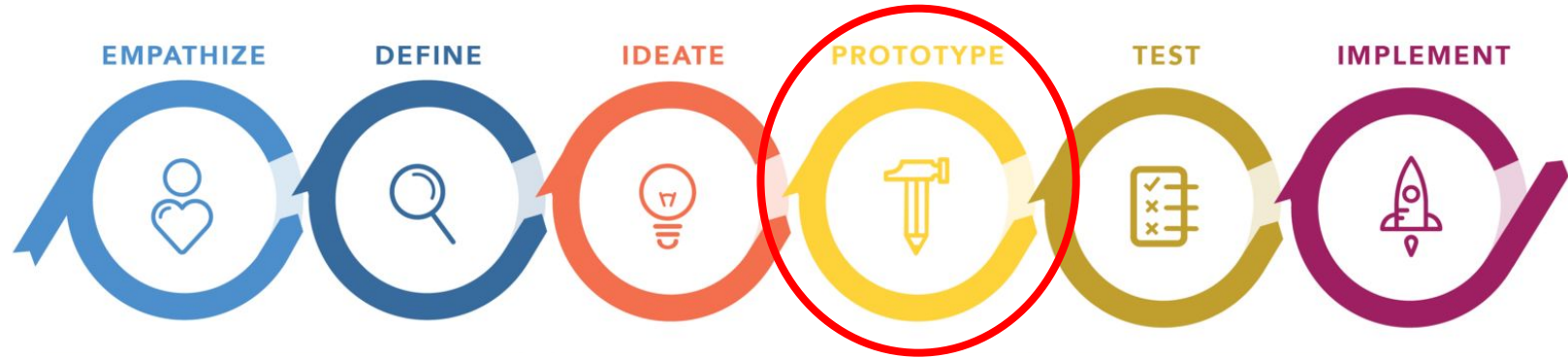
PROJECT ESSENTIAL QUESTIONS: *WHEN WE DESIGN SUSTAINABLE HOUSING IN EAST OAKLAND, WHAT DO WE ENVISION? HOW CAN WE USE DESIGN SKILLS TO CREATE A SUSTAINABLE AND AFFORDABLE HOUSING DESIGN FOR A SITE IN EAST OAKLAND?*

DESIGN PROCESS



- EMPATHIZE- WE WENT TO INTERVIEW A RESIDENT THAT IS CURRENTLY STAYING IN THE APARTMENT TO GATHER IDEAS OF WHAT SHE WOULD LIKE TO SEE IN THE AREA WHEN THE APARTMENT IS REBUILT
- DEFINE- WE WANT TO REMODEL THE PART OF THE BUILDING THAT WAS BURNED DOWN OR JUST THE WHOLE APARTMENT COMPLEX. WE ARE WORKING WITH O.H.A. TO SHARE AND EXCHANGE IDEAS FOR THE BUILDING

DESIGN PROCESS

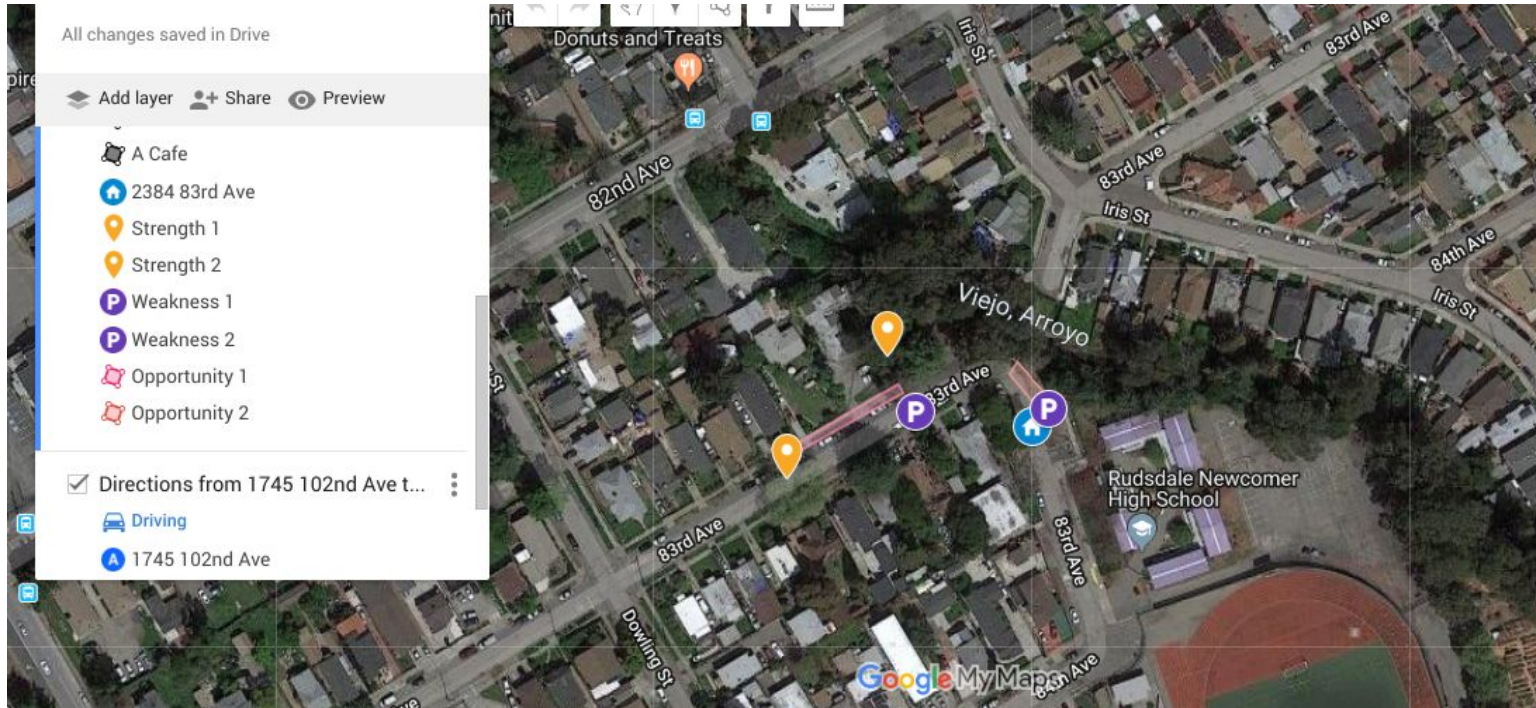


- IDEATE- WE BRAINSTORMED DIFFERENT IDEAS FOR THE LANDSCAPING, BUILDING MATERIALS, AND ADD-ONS
- PROTOTYPE- WE ARE CURRENTLY DESIGNING A MODEL ON SKETCHUP FOR SCHOOLS AND INCORPORATING OUR IDEAS ALONG WITH MS.BARBARA'S AND O.H.A'S.

Community Engagement

- MS. BARBARA SAID THAT “THE MAINTENANCE WORKERS STOPPED COMING TO CLEAN THE NEIGHBORHOOD AFTER THE FIRE.” SINCE THEN THE STREETS AND SIDEWALKS HAVE BEEN FILLED WITH TRASH. SHE WANTS HER NEIGHBORHOOD CLEANER.
- HAVING A CLEAN NEIGHBORHOOD WILL GIVE A SENSE OF COMMUNITY. IF THE NEIGHBORHOOD IS TAKEN CARE OF, PEOPLE ARE GOING TO WANT TO TAKE CARE OF IT.
- I COULD USE THIS POINT TO SET UP A CLEAN UP GROUP TO HELP PICK UP TRASH OFF THE STREETS. IT WILL MAKE THE NEIGHBORHOOD LOOK MORE PRESENTABLE.

EXISTING CONDITIONS MAP



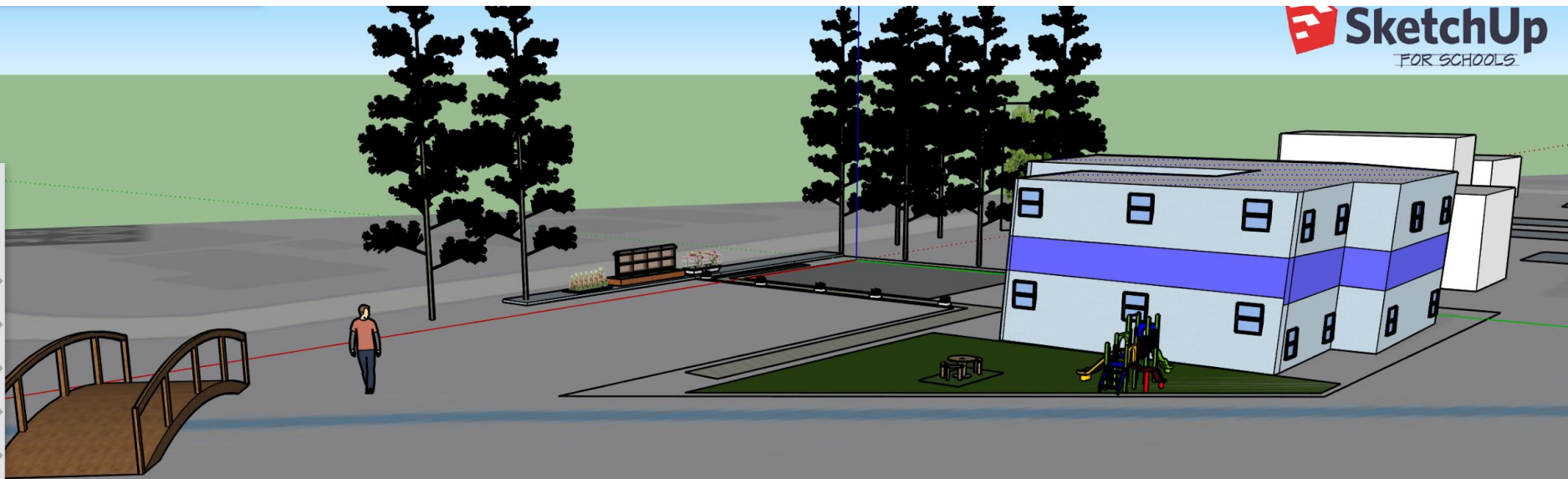
<https://www.google.com/maps/d/edit?mid=1L058SFHFJBW/xxmJ86DTZETNVRDVMNwXL&ll=37.76106437292292%2C-122.16690965109831&z=19>

SITE DESIGN

- THE LAYOUT OF THE SITE IS SUPPOSED TO BE AUTHENTIC AND ELEGANT TO FULFILL THE NEEDS OF AN IDEAL FAMILY – ORIENTED AREA.
- ABOUT 3300 SQUARE FT.
- I CHOSE THIS LAYOUT BECAUSE IT'S TO SHOW RARE, MODERN ASPECTS ON HOW OAKLAND COULD POSSIBLY LOOK LIKE IN THE NEXT DECADE.







Seating/Recreation Area

- WE DECIDED NOT TO HAVE SEATING ARRANGEMENTS NEAR THE SITE.
- WE DIDN'T ADD ANY SEATING ARRANGEMENTS BECAUSE WE FEEL THAT IT'S GOING TO BRING UNWANTED PEOPLE.



BUILDING SIDING MATERIAL

- THE TYPE OF MATERIAL WE ARE USING ON THE SIDING OF THE BUILDING IS STUCCO. WE WANT THE BUILDING LIGHT BLUE WITH A DARK BLUE LIGHTING.
- WE CHOSE THIS MATERIAL BECAUSE IT IS DURABLE, LONG-LASTING, AND IT IS FIRE RESISTANT NATURALLY.



PAVING MATERIAL

- WE WILL USE ASPHALT PAVING FOR THE DRIVEWAY
- WE WILL USE PERMEABLE FOR OTHER AREAS THAT NEED TO BE PAVED
- WE CHOSE THESE TO MAKE THE HOUSE LOOK MORE PRESENTABLE AND SMOOTH



LANDSCAPING

- WE WILL USE BRIGHT, COLORFUL FLOWERS ALONG THE PATHWAYS AND TREES ON THE SIDE OF THE BUILDING
- WE CHOSE THIS SO THE BUILDING COULD LOOK MORE PRESENTABLE, COLORFUL, AND ENVIRONMENTAL



STREETSCAPE

- PLANTING STRIPS
- STREET LIGHTS
- SPEED BUMPS
- RE-CEMENTING THE SIDEWALK
- TREES (OPTIONAL)

WE CHOSE THESE IMPROVEMENTS BECAUSE PLANTING STRIPS WOULD MAKE THE SIDEWALK MORE ATTRACTIVE. STREET LIGHTS WOULD MAKE IT SAFER AT NIGHT FOR TRANSPORTATION. SPEED BUMPS TO SLOW DRIVERS DOWN.



CREEK CONNECTION/IMPROVEMENTS

- WE COULD GATHER VOLUNTEERS TO HELP CLEAN UP THE CREEK AND ADD A BRIDGE FOR AN EASY PASSAGE TO THE CREEK FROM THE APARTMENT COMPLEX FOR PEOPLE TO JUST TAKE A WALK OR ENJOY THE BEAUTY OF NATURE IN THE CREEK



COMMUNITY SUSTAINABILITY

- THE STREETScape IMPROVEMENTS WILL MAKE IT SAFER TO DRIVE IN THE NEIGHBORHOOD. ALSO WITH THE POTENTIAL STREETLIGHTS, WILL MAKE IT EASIER TO SEE IN THE DARK.
- THE CREEK IMPROVEMENTS WILL MAKE IT EASIER AND SAFE TO GET TO THE APARTMENT COMPLEX.
- THESE IMPROVEMENTS WILL MAKE THE RESIDENT MORE COMFORTABLE AND NOT ASHAMED ABOUT WHERE THEY LIVE.

REFLECTION

- FROM THIS PROJECT, I LEARNED THAT IT IS HARD INCORPORATING EVERY IDEA YOU HAVE INTO YOUR MODEL. I LEARNED THAT THE PROCESS GETS A LITTLE BIT HARDER ONCE YOU MOVE ON FROM THE IDEATE PHASE TO THE PROTOTYPE PHASE. I ALSO LEARNED THAT DETAIL IS VERY IMPORTANT IN YOUR MODEL.
- DURING THIS PROCESS, I WOULD HAVE DONE ONLY 1 THING DIFFERENTLY WHICH WOULD BE TO BE AWARE OF THE SPACE WE HAVE TO WORK WITH BEFORE WE THROW OUT A TON OF IDEAS

REFLECTION (CONT.)

- I THINK THE EMPATHIZE PHASE WAS THE EASIEST BECAUSE IT WAS EASY TO GATHER A LOT OF IDEAS FROM DIFFERENT PEOPLE AND INCORPORATE IT INTO OUR MODEL
- I THINK THE PROTOTYPE PHASE WAS THE HARDEST BECAUSE WITH THE IDEAS WE HAD, IT WAS CHALLENGING TO ADD ALL OF THEM TO OUR MODEL WITH THE LIMITED SPACE WE HAD

